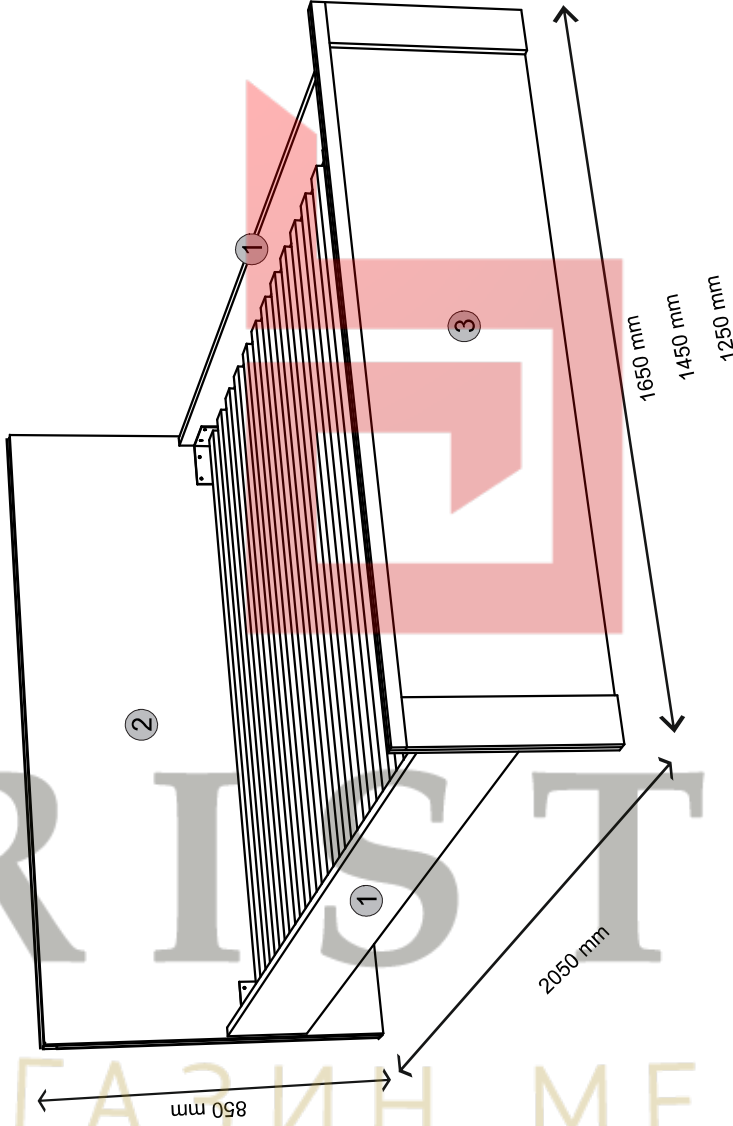

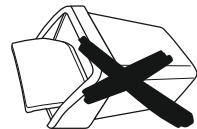
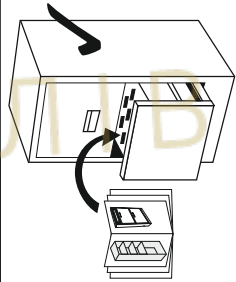


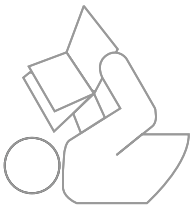


Instalation manual

NORTON: LOZ_160_140_120



LOZ_160

Element symbol	Dimensions			Code	Package
	200	2000	22		
1	200	2000	22	NS-101A	2/2
2	850	1654	16/32	NS-103A	1/1
3	455	1654	16/32	NS-104A	1/1
4	1880	30	25		2/2
5	1980	70	27		2/2
6	285	70	27		2/2
7	786	2000	20		2/2

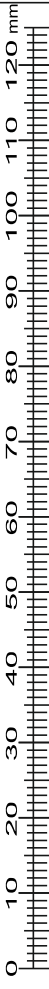
LOZ_140

Element symbol	Dimensions			Code	Package
	200	2000	22		
1	200	2000	22	NS-101A	2/2
2	850	1454	16/32	NS-130A	1/1
3	455	1454	16/32	NS-131A	1/1
4	1880	30	25		2/2
5	1980	70	27		2/2
6	285	70	27		2/2
7	686	2000	20		2/2

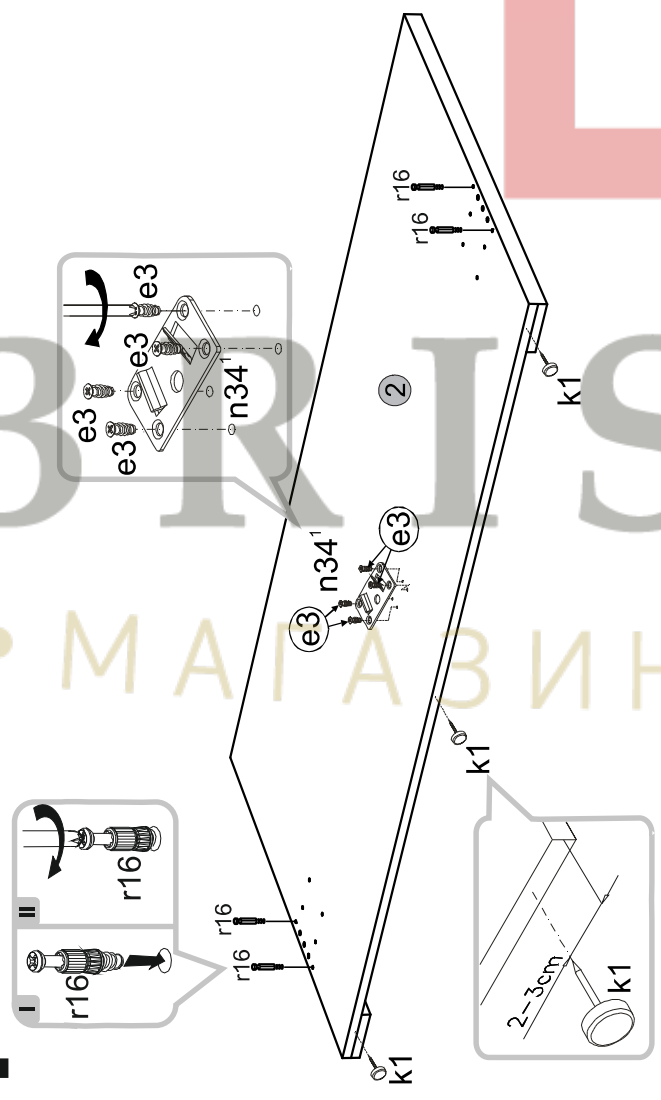
LOZ_120

Element symbol	Dimensions			Code	Package
	200	2000	22		
1	200	2000	22	NS-101A	2/2
2	850	1254	16/32	NS-132A	1/1
3	455	1254	16/32	NS-133A	1/1
4	1880	30	25		2/2
5	1980	70	27		2/2
6	285	70	27		2/2
7	686	2000	20		2/2

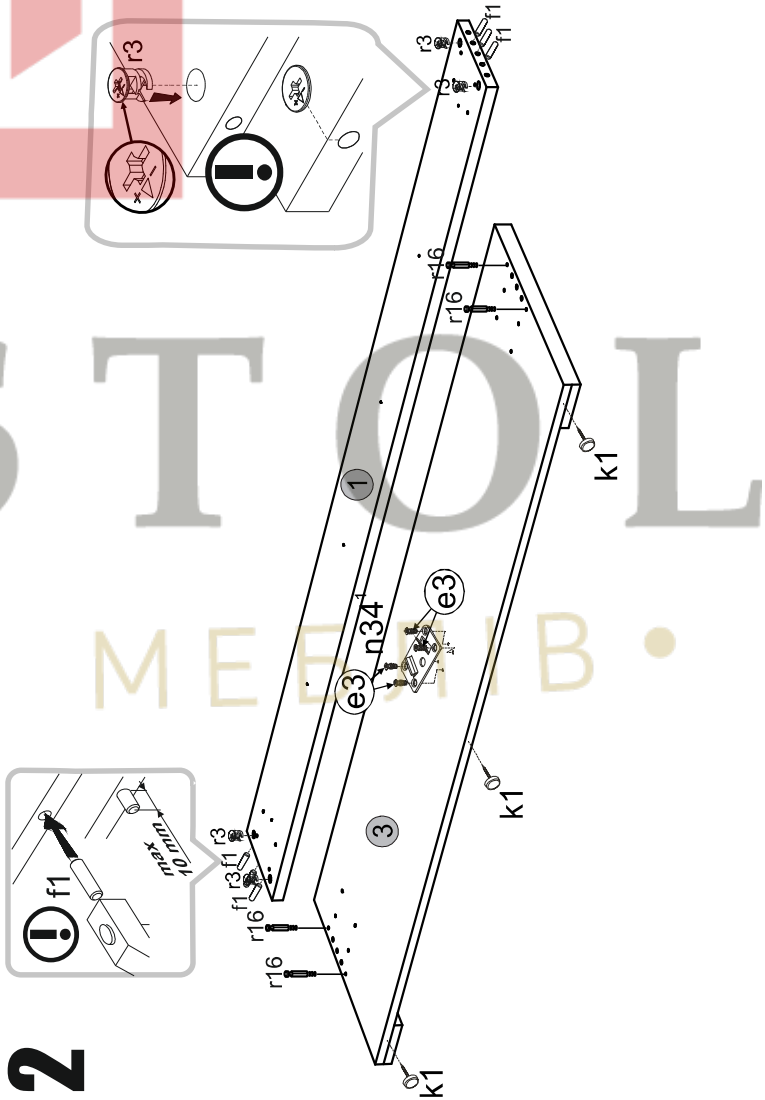
12x	p62	6x4.5 mm	4x	n106	12x	f1	16x30 mm
12x	p21	6x3.0 mm	8x	e3	32x	e2	6 x3.3 mm
8x	s2	ø16	1x	z1	6x	n34	6x
8x	r3	ø15x, 1mm x1.6	2x	p36	6x	k1	6x
8x	r16	ø15x, 1mm x1.6	2x	e27	2x	n34	2x



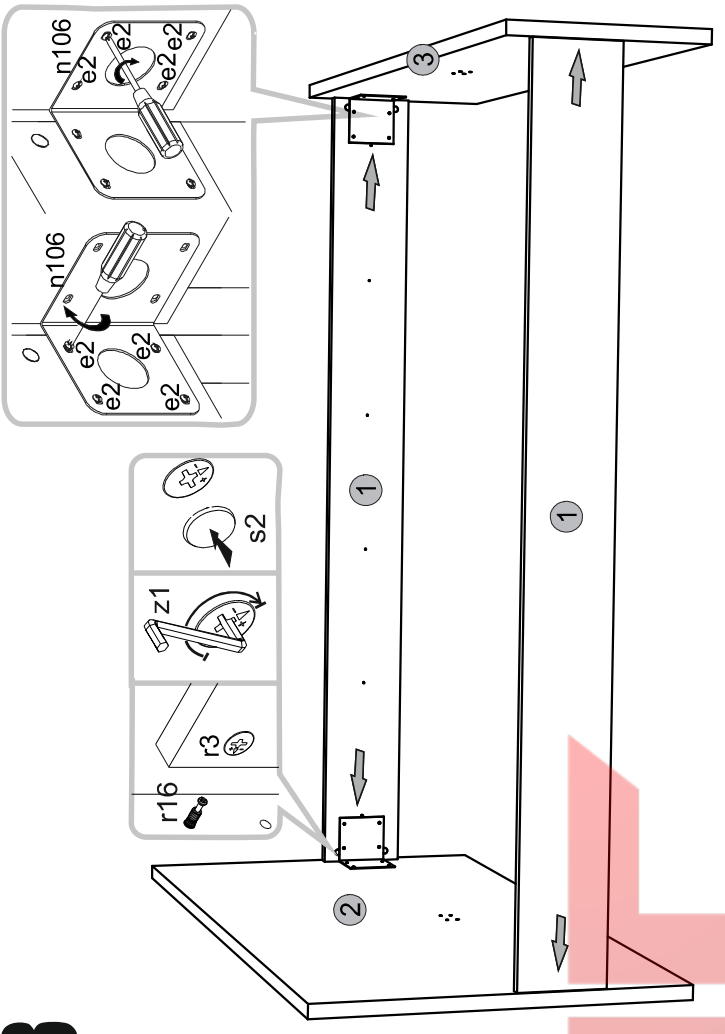
1



2



3



4

